



## Timber Veneer

Create the sophisticated atmosphere of real timber with a range of timber veneers. Veneers allow a wide range of timber species to be more accessible and different cuts present the opportunity to a tailored aesthetic. Versatile for use in Durra Wall or Ceiling Systems, Timber Veneer Finish is resistant to warping and splitting, providing a durable finish.


**Timber Veneer is available in the following colours.**



American Oak  
Crown Cut



American Oak  
Quarter Cut



European Oak  
Crown Cut




European Oak  
Quarter Cut




Plantation Oak  
Crown Cut



Plantation Oak  
Quarter Cut




Tasmanian Oak  
Quarter Cut




Smoked Oak  
Crown Cut



Blackbutt  
Crown Cut



Blackbutt  
Quarter Cut




Blackbutt  
Natural Feature Grade



Brushbox  
Quarter Cut



**European Ash**  
Crown Cut



**Tasmanian Ash**  
Quarter Cut



**Clear Pine**  
Crown Cut




**Hoop Pine**  
Rotary Cut




**Rock Maple**  
Crown Cut



**Sliced Pacific Maple**  
Quarter Cut



**Ironbark**  
Crown Cut




**Ironbark**  
Quarter Cut



**Red Gum**  
Quarter Cut



**Spotted Gum**  
Crown Cut




**Spotted Gum**  
Quarter Cut




**Birch**  
Rotary Cut




**Beech**  
Crown Cut



**Red Heart Eucalyptus**  
Natural Grade




**Smoked Eucalyptus**  
Crown Cut




**Smoked Eucalyptus**  
Quarter Cut



**Tasmanian Myrtle**  
Quarter Cut



**Sapele**  
Crown Cut




**Jarrah**  
Crown Cut



**Blackwood**  
Crown Cut



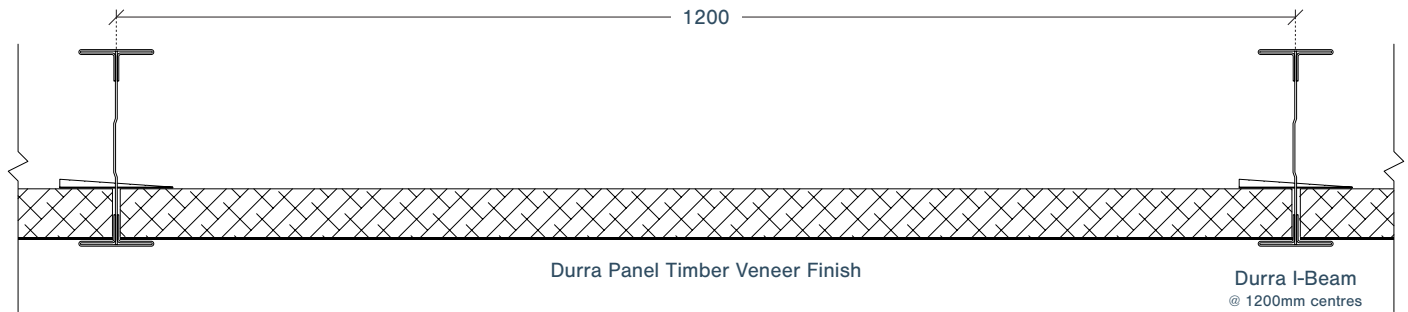
**American Cherry**  
Crown Cut



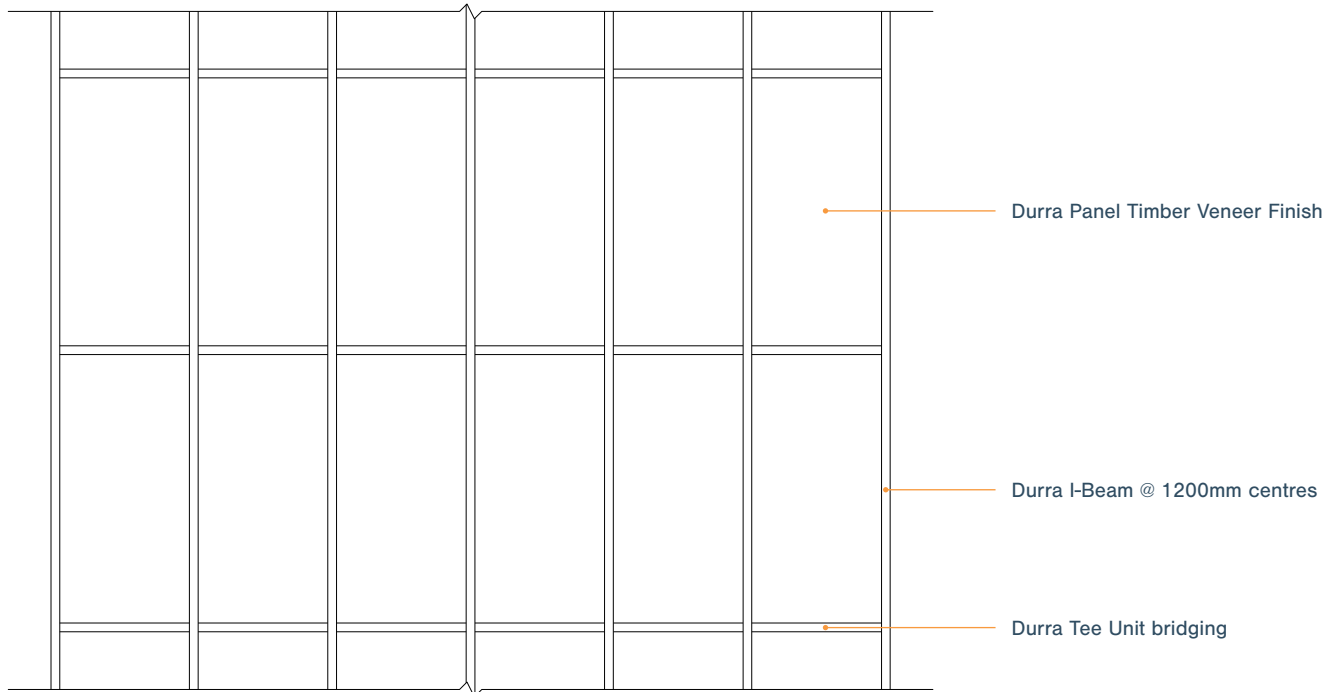
**American Walnut**  
Crown Cut

# Typical Detail

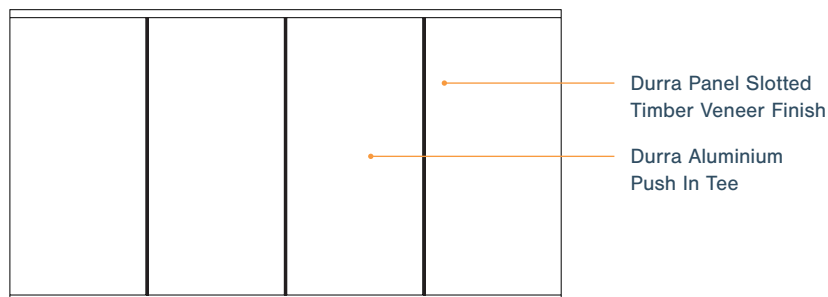
## Durra Ceiling System Section



## Reflected Ceiling Plan - typical grid size 2400 x 1200mm



## Durra Wall System Elevation



## Durra Wall System Plan

